

Codice / Code: L00823	Descrizione / description: Colonna doccia Pool da esterno in acciaio INOX AISI 316. Con rubinetto d'arresto, con attacco 3/4" M per alimentazione acqua esterna Pool stainless steel AISI 316 outdoor shower column with on-off valve, 3/4" M coupling for external water inlet
--	--

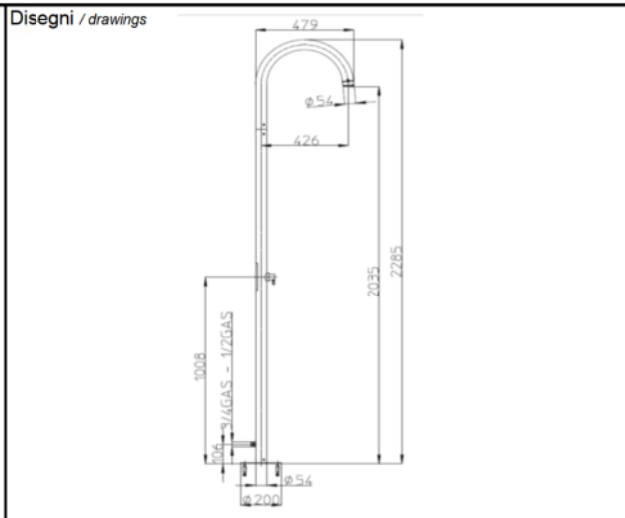
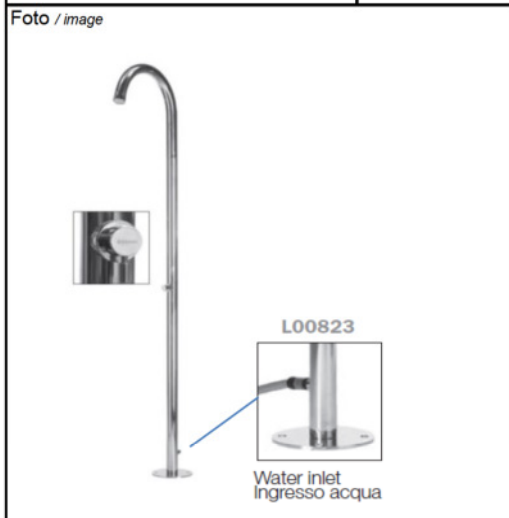
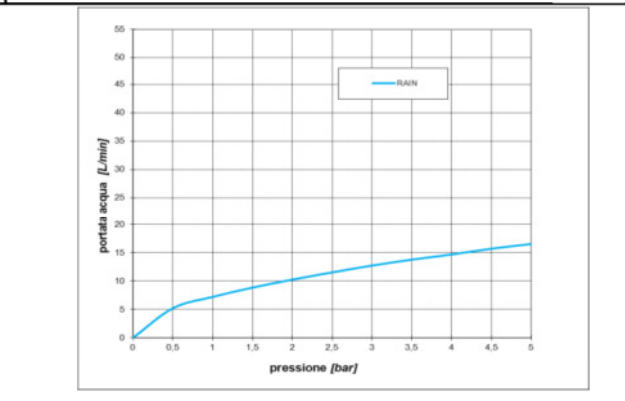


Grafico di portata / Flow rate diagram

	RAIN
0	0
0,5	5,2
1	7,2
1,5	8,9
2	10,3
2,5	11,6
3	12,8
3,5	13,8
4	14,7
4,5	15,7
5	16,6

pressione bar portata L/min



MATERIALI / materials
Stainless steel, rubber, brass

CARATTERISTICHE IDRAULICHE / hydraulic features

	pressione pressure	portata flow rate	temperatura temperature	<i>solo per miscelatori termostatici only for thermostatic mixers</i>	
min	1 bar	--	--	Blocco di sicurezza safety lock	/
max	5 bar	--	<70°C	Temperatura acqua fredda cold water temperature	/
consigliata recommended	2-3 bar	--	<42°C	Temperatura acqua calda hot water temperature	/

CERTIFICAZIONI / CERTIFICATIONS:

CONFORMITA' / CONFORMITY :
Chrome plating - EN 248; Mixer - EN 817; Showerhead - EN 1112.